

# FLOWROX

Proven Performance

VALVES | [flowrox.com](http://flowrox.com)



# Valve Solutions



Heavy Duty Pinch Valves  
General Line Pinch Valves  
Slurry Knife Gate Valves  
Smart Features  
Spares & Services

# Valve solutions

## For demanding shut-off and control applications

We deliver flow control solutions for the most demanding process conditions. Our story has started over 40 years ago making us the industry benchmark and experts on valve technology. Our robust full bore design enables effortless process flow. We provide services ranging from sizing, materials selection, installation, spare parts and maintenance to optimize the up and downstream flow.

**1977:**

Company Larox is established

**LAROX**

**1993:**

Company Larox Flowsys Oy is established

**LAROX  
FLOWSYS**

**2000:**

Product portfolio expanded to plastic body PVEG valves



**2009:**


Product portfolio expanded to Slurry Knife Gate Valves



**2011 -  
Name  
changed**

**LAROX  
FLOWSYS**

**FLOWROX**



### 4 DECADES: KNOW-HOW & INDUSTRY EXPERTISE

- Mining, metallurgy & minerals
- Construction
- Energy
- Environment
- Water & wastewater
- Chemical process industry
- Oil & offshore
- Pulp & paper
- Food & pharma

**2014:**

Flowrox biggest DN1200 knife gate valves delivered for mining application

**2016:**

Launch of Smart Solutions™



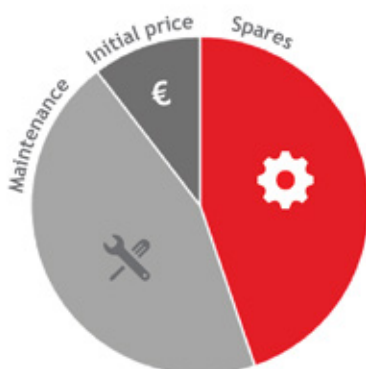
**OVER**

**150,000  
products  
delivered  
Globally**



## WE PROVIDE THE OPTIMAL SOLUTION:

### Ball valve



### Flowrox valve solution



The shown comparison of cost over a period of 5 years on a DN100 pinch valve feeding abrasive slurry. The valve operates 4-6 times/hour. The conventional valve is a stainless ball valve with PTFE seats.

## YOUR BENEFITS

Low Total Cost of Ownership

Low operating costs

Improved process performance

Long service intervals

Minimized downtime

Heavy duty design

## Flowrox Valve Product Portfolio

### > Pinch Valves



#### Heavy duty pinch valves

- Pressure rating up to 100 bar
- Size DN25 - 800
- High cycling applications
- For isolation & control purposes



#### PVG pinch valves

- Pressure rating 10 bar
- Size DN50 - 250
- Low cycling applications
- For isolation duty

### > Slurry Knife Gate Valves



#### SKW

- Without flange
- Pressure rating 10 bar
- Size DN50 - 600
- Isolation duties only



#### SKF

- With flange
- Pressure rating 10 bar
- Size DN80 - 1200
- Isolation duties only



#### SKH

- With flange
- Pressure rating 20 bar
- Size DN80 - 600
- Isolation duties only

### > Smart Solutions™



#### Enhance your performance with Smart Solutions™

- Smart valve series provide online information about the process, valve operations and condition of the valve.
- Enables advanced reporting and data analytics, making your process more reliable and transparent
- Fast analysis of faults and planning of maintenance

### > Services



#### Comprehensive Valve Installation, Maintenance and Spare Services

- Site survey services
- Spare parts and component services
- Installation and maintenance services, repair services
- Analysis services / commissioning / training



# Expansion project: Saving time during start-up with 330 Flowrox valves

## Customer:


Trafigura Mining Group, MATSA mine, Spain

## Products:

330 PVE enclosed body & PVG shut-off valves

**Application:** Ore & water treatment & process water supply in copper, zinc and lead mining

**Benefits:** Increased safety, easy installation & maintenance, process reliability, light-weight products.



## Long-term benefits in ownership

The Tranfigura Mining Group ordered 330 Flowrox PVE enclosed body pinch valves and PVG shut-off pinch valves for various demanding flow control and shut-off duties, from ore treatment to water treatment plant and process water supply.

“When the project was engineered, we constantly had in mind that the choice of appropriate instrumentation for each application is fundamental to the process performance. We decided that all control valves and also some of the shut-off valves would be pinch valves, which finally ended up saving us a lot of time in the start-up of the plant,” says Ms. **Luisa Montes**, a Project Team Member from MATSA mine.

All installed Flowrox Pinch Valves delivered were an enclosed body type and include an SBRT valve sleeve to meet the requirements of various mediums in different process areas and to achieve the longest sleeve life time.

As the valves are self-cleaning, even if any solids are accumulated in the sleeve wall, it breaks away when the valve is operated. This is due to the flexibility of the sleeve, making the valve lifetime longer than many other competing products on the market.

The Flowrox Pinch Valves were chosen to gain long-term benefits based on low total cost of ownership. The PVE control valves at the plant are actuated by pneumatic double acting actuators with positioners. Also, all of the on/off PVG valves include limit switches for position indication.

“In the future, we are definitely expecting cost savings,” Ms. Montes states.



## OUR CUSTOMER: TRAFIGURA MINING GROUP

Trafigura Mining is a market leader in copper, lead and zinc concentrates trading. The flagship mine, Aguas Teñidas (MATSA), is located in Andalucía, Spain. In the year 2015, the production of concentrates nearly doubled to 4.4 tons per year.



## Flowrox Valve References

- > **Customer:** HUSAB Uranium Mine, Namibia
- Products:** Pinch valves
- Application:** Tailings Transfer
- Benefits:**
- Increased process reliability
  - Cost efficiency with remote valve control
  - Low total cost of ownership



- > **Customer:** Wastewater treatment plant, Warsaw, Poland
- Products:** DN500 control pinch valves
- Application:** Flow control of biological sludge
- Benefits:**
- Gentle handling due to living bacteria in sludge
  - Wide and accurate flow control range
  - Extended maintenance interval



- > **Customer:** LKAB, Sweden
- Products:** PV and PVE pinch valves
- Application:** Thickener underflow
- Benefits:**
- Reliability with abrasive slurry
  - Wide and accurate flow control range
  - Extended maintenance interval



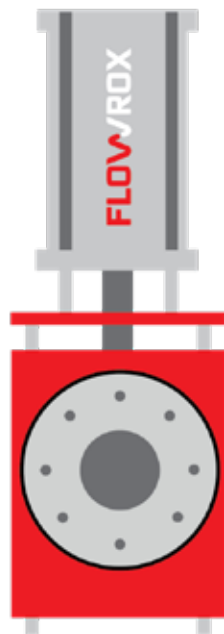
# Heavy Duty Pinch Valves

Flowrox heavy duty pinch valves are “The pinch valves”. They are made to last and are ideal where shut-off and control applications involve abrasive or corrosive slurries, powders or coarse substances.

## Made to Last

The operating principle of Flowrox pinch valves is simple. In the open position, the valve is full bore with no flow restrictions. During closing, two pinch bars squeeze the valve sleeve shut on the centerline. The sleeve is naturally wear resistant and when particles hit the sleeve's rubber surface, the energy is absorbed and released when the rubber bounces back.

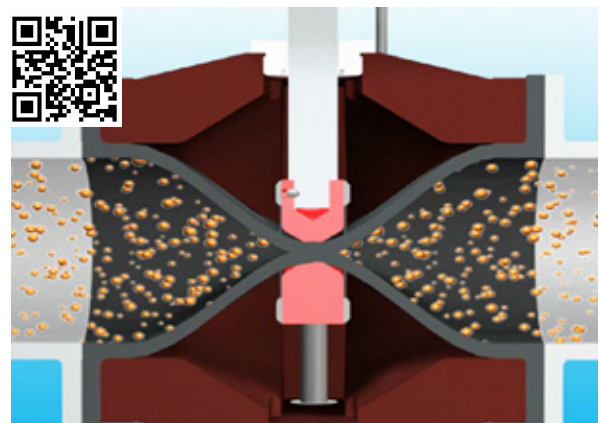
Heavy duty pinch valves provide bubble tight shut-off even if solids have built up on the sleeve wall. When compressed, any crystallized particles flake off the sleeve surface. The full bore structure ensures free flow of the medium. The construction and materials of the three main components (sleeve, body and actuator) can be tailored to suit your process conditions.



## Benefits: This Is How We Flow!

- Long service intervals
- Only one wearing part
- Excellent for dry powders
- Low maintenance cost

**Image:** During closing, two pinch bars squeeze the valve sleeve shut on the centerline. See the Pinch Valve in action by scanning the QR code.





## Valve Model Selection Guide

Type	Size (DN)	Actuator	Pressure class	Flange drilling	Body material	Shape of flange	Opening tags	Auxiliaries	Sleeve material
PV = open PVE = enclosed PVE/S = enclosed / sealed PVS = sealed	25 -1000	M = manual MG = manual with gear A = pneumatic AB = with manual override AK = with el.pneum. positioner AKU = with el.pneum. positioner & pneum. spring AKV = with el.pneum. positioner & mech. spring AKF = with integrated Festo positioner AN = with pneum. positioner AU = with pneum. spring AV = with mech. spring E = electric EO = with electrical positioner H = hydraulic HP = hydraulic with positioner	1 = 1 bar 6 = 6 bar 10 = 10 bar 16 = 16 bar 25 = 25 bar 40 = 40 bar 64 = 64 bar 100 = 100 bar	1 = - 2 = DIN PN10 3 = DIN PN16 4 = DIN PN25 5 = DIN PN40 6 = ANSI150 7 = ANSI300 8 = BS TABLE D 9A = AS TABLE D 9B = AS TABLE E 9C = JIS 10 9D = JIS 16 9 = OTHER	0 = GRS/Fe 2 = AISI 316 3 = aluminium 4 = other 5 = polyurethane/polyamide	type 1 type 3 type 4 Determined by Flowrox	L= opening tags	R = readiness for ind. limit switches R1 = AC/DC R2 = DC, PNP R3 = DC, NPN S = magnetic limit switches T = mechan. limit switches Q = quick exhaust valve Z1 = solenoid valve, 24VDC Z2 = solenoid valve, 230V, 50/60 Hz Z3 = solenoid valve, 110V, 50/60 Hz F = Filter regulator + Gauge J1 = Junction box small J2 = Junction box large X = must be specified	SBRT = Styrene butadiene EPDM = Ethylene propylene NR = Natural rubber NBR = Nitrile CSM = Hypalon EPDMB = Green liquor sleeve CR = Chloroprene IIR = Butyl NRF = Foodstuff natural rubber NBRF = Foodstuff nitrile HNBR = Hydrogenated nitrile FPM = Fluorine rubber /M = SensoMate sleeve /PU = PU-coating inside the sleeve /VAC = Sleeve for suction

Example: PVE 150A10-203LR1Z2, SBRT

## Control Valves

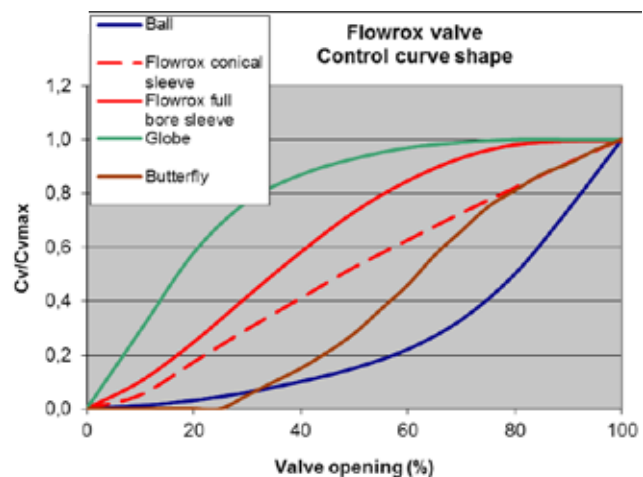
The Flowrox control valves are designed for demanding control applications in which conventional valves encounter problems with wear due to increased turbulence.

When the controlled flow is abrasive, it is a big advantage to have only one, wear resistant, valve part in contact with the medium. The need for maintenance and spare parts is reduced.

Controllability can be further improved with conical sleeves or smart positioners.

Flowrox control valve sizing is based on international IEC60534 standard (harmonized with ANSI/ISA S75).

Flowrox Control Valve Sizing Program is available to ease your work.

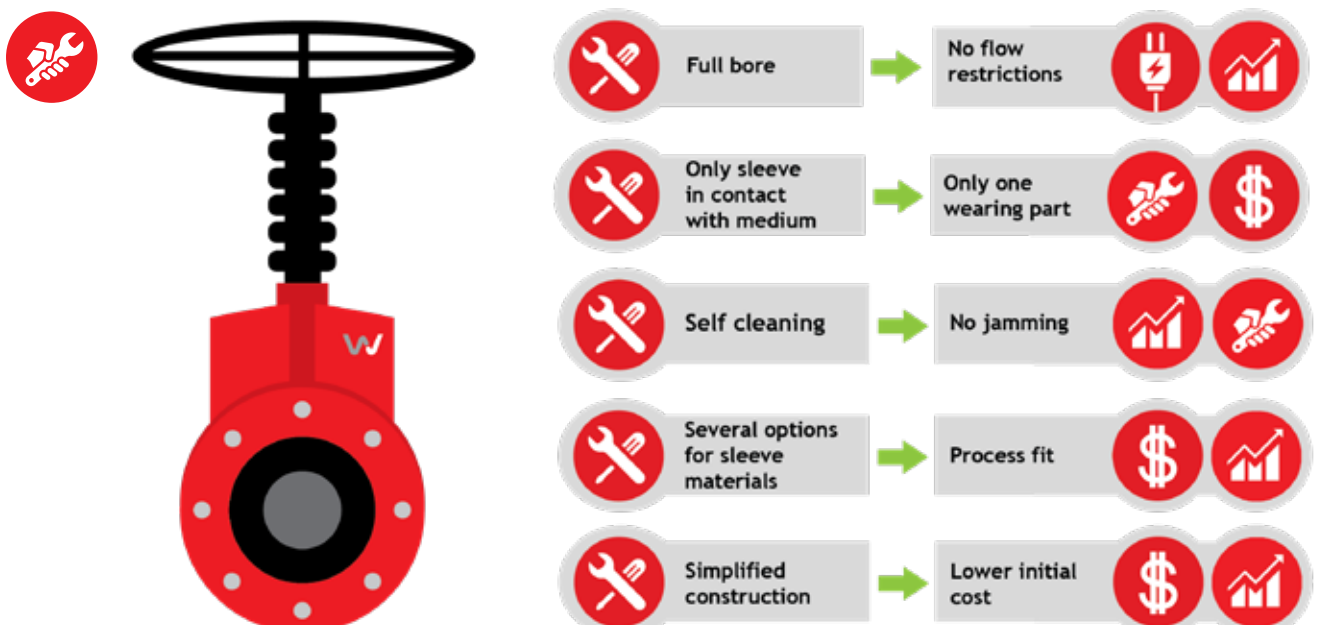


# General Line Pinch Valves

## PVG and PVEG valves

Flowrox pinch valves are robust and cost-effective valves with simple, single-sided closing mechanism. PVG valves have a strong valve body and opening tags in the sleeve as standard. PVEG valves have a corrosion resistant and light-weight plastic body.

They are ideal for low cycle applications involving abrasion, corrosion and aggressive slurries. Through the reliability and structure, they offer substantial savings based on improved performance, long service lifetime and low total cost of ownership.



## Benefits: This Is How We Flow!

- Long service intervals
- Only one wearing part
- Excellent for dry powders
- Simple sleeve replacement

*Image: The closing element squeezes the sleeve shut against the lower body half, providing a 100 % tight shut-off. See the PVG in action by scanning the QR code.*





## PVG Valve Model Selection Guide

Type	Size (DN)	Actuator	Pressure class	Flange drilling	Body material	Sleeve material	Auxiliaries
PVG = Flowrox Pinch valve	50 - 250	M = manual A = pneumatic E = electric	4 = 4 bar 6 = 6 bar 10 = 10 bar	2 = DIN PN 10 6 = ANSI 150 9 = other	0 = cast iron	SBRT = Styrene butadiene rubber  EPDM = Ethylene propylene diene monomer	Z1 = solenoid valve, 24V DC  Z2 = solenoid valve, 230V 50/60 Hz  Z3 = solenoid valve, 110V DC  S = Magnetic limit switches

Example: PVG 50M10, SBRT

## PVEG Valve Model Selection Guide

Type	Size (DN)	Actuator	Pressure class	Flange drilling	Body material	Sleeve material	Auxiliaries
PVEG = Flowrox Pinch valve	50 - 150	M = manual A = pneumatic	6 = 6 bar 10 = 10 bar	2 = DIN PN 10 6 = ANSI 150 9 = other	5 = Polyamide	SBRT = Styrene butadiene rubber	Z1 = Solenoid valve, 24V DC  Z2 = Solenoid valve, 230V 50/60 Hz
PVEG/C = Flowrox Pinch valve	50 - 150	M = manual A = pneumatic	6 = 6 bar 10 = 10 bar	2 = DIN PN 10 6 = ANSI 150	5 = Polyamide	EPDM = Ethylene propylene diene monomer	Z3 = Solenoid valve, 110V DC  S = Magnetic limit switches

Example: PVEG 150M10-25



Image: PVEG50M manual polyamide body pinch valves in a hydrocyclone at Kara Mine, TMM, Tasmania, Australia.

# Knife Gate Valves


Heavy Duty Slurry Knife Gate Valves isolate flow, even in the most demanding process conditions. The complete valve is built around an ease-of-maintenance concept.

## Slurry Knife Gate Valves

The designs of Flowrox Slurry Knife Gate Valves are based on the years of experience Flowrox has gained, providing reliable solutions for abrasive and corrosive process applications.

They feature a load distribution ring that prevents over compression and ensures tight sealing between the sleeve and the valve gate. To add to the ease of maintenance, the load distribution ring has been integrated into the sleeves of the valve.

The universal tower design of the valve accommodates most actuator types, allowing for actuator interchangeability. The tower also ensures that the top plate, body and actuator are always aligned and that the gate is in the right position. The valve body itself is a one-piece casting, eliminating the need for sealing between the body halves.



## Benefits: This Is How We Flow!

- Small face-to-face dimension
- Easy installation
- Available in large size scale
- Low maintenance cost

*Image: Elastomer sleeves on both sides of the gate provide a tight shut off. See the Flowrox knife gate valve in action by scanning the QR code.*



## SKW / SKF Valve Model Selection Guide

Type	Size (DN)	Actuator	Pressure class (PN)	Flange drilling	Body material	Gate material	Ring sleeve material	Auxiliaries
SKW SKF	50 - 600	M = manual  MG = manual with gearbox  A = pneumatic  AU = pneumatic with pneumatic spring  H = hydraulic  E = electric	10 = 10 bar standard	2 = DIN PN10 3 = DIN PN16 4 = DIN PN25 5 = DIN PN40 6 = ANSI150 7 = ANSI300 9 = other	0 = Cast iron/Welded steel 2 = AISI 316 4 = other	S = stainless steel  Other on request  COATING: 0 = nothing	NR = natural rubber +75°C max  NBR = nitrile +100°C max  EPDM = ethylene propylene +120°C max	R = readiness for inductive limits  R1 = AC/DC R2 = DC, PNP R3 = DC, NPN Z1 = solenoid valve, 24V DC Z2 = solenoid valve, 230V, 50/60 Hz Z3 = solenoid valve, 110V, 50/60 Hz G = guard

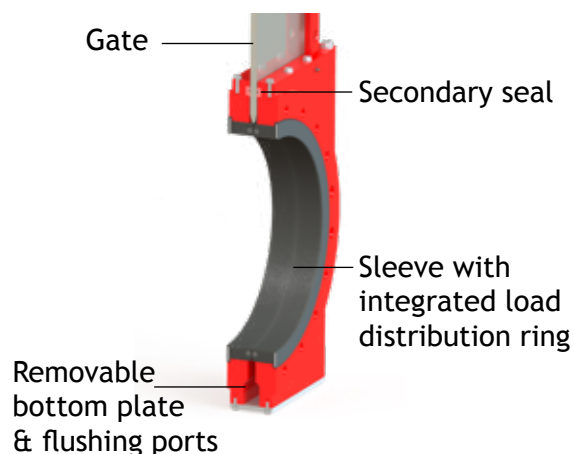
Example:SKW 100M10-20S0-NR-G

## SKH Valve Model Selection Guide

Type	Size (DN)	Actuator	Pressure class (PN)	Flange drilling	Body material	Gate material	Ring sleeve material	Auxiliaries
SKH = High pressure slurry knife gate valve	80 - 600	MG = manual with gearbox  A = pneumatic  AU = pneumatic with pneumatic spring  H = hydraulic  E = electric	20 = 20 bar standard	2 = DIN PN10 3 = DIN PN16 4 = DIN PN25 5 = DIN PN40 6 = ANSI150 7 = ANSI300 9 = other	0 = Cast iron/Welded steel 2 = AISI 316 4 = other	S = Stainless steel  Other on request  COATING: 0 = nothing	NR = natural rubber +75°C max  NBR = nitrile +100°C max EPDM = ethylene propylene +120°C max	R = readiness for inductive limits  R1 = AC/DC R2 = DC, PNP R3 = DC, NPN Z1 = solenoid valve, 24V DC Z2 = solenoid valve, 230V, 50/60 Hz Z3 = solenoid valve, 110V, 50/60 Hz G = guard

Example:SKH 200E20-30S0-NR

## Slurry Knife Gate Design



Flowrox Knife Gate Valves are suitable for large-scale project deliveries with a selection of Flowrox pumps and valves.



# Smart Features

Enhance your performance with Smart Solutions™. Flowrox Smart features can be included into any old or new delivery. The Smart valves are next generation solutions delivering data and information in order to provide reliable and cost-efficient production. Real time information from site results in optimized production with maximized output and minimized unplanned shutdowns.

## Smart Solutions™

Flowrox Smart valves provide you with online information about their condition, process and operations.

Flowrox Smart PVE is based on the reliable PVE valve and is equipped with a new smart positioner for detailed information about valve operations. The SPVE includes a leak sensor and various embedded instruments for additional information.

Optional SensoMate Smart sleeve detects the wearing before actual sleeve failure.

The Flowrox Smart Valve combined with the Malibu™ IIoT user interface enables advanced reporting and data analytics, making your process more reliable and transparent. Malibu™ is accessible on any device with an Internet browser.



## Technical Features

- Pre-fail indications
- Real time data in Malibu™
- Pressure measurement at the valve inlet/outlet
- Medium temperature measurement
- Leak sensor
- Connectivity with 3G/4G, WIFI or LAN

## From Features to Benefits

- Online valve performance monitoring
  - ➡ Detect issues before they become a problem
- Automatic pre-fail indications
  - ➡ Savings in maintenance & unexpected shutdown costs
- Analytics tools
  - ➡ Help you make the correct decisions fast
- Advanced reporting tools
  - ➡ Access to detailed asset performance information
- Easy accessibility via Internet
  - ➡ Access where ever you are



*The Flowrox smart instrumentation can be retrofitted to automatic pinch valves.*



### **Flowrox Smart Valves:**

*The SPVE series provides online information about the process performance and condition of the valve.*

*The Flowrox Smart Valve combined with Malibu™ enables advanced reporting and data analytics, making your process more reliable and transparent.*

# Spares & Services

## Sleeves: The core of our valves

Our technologically advanced Flowrox sleeves guarantee high resistance to wear and corrosion, trouble-free operation and extended lifetime.

### Robust Heart of the Pinch Valve

The handmade sleeve has a reinforced construction, making it the pressure-containing part of the valve.

Standard Flowrox PV, PVE and PVG sleeves are equipped with opening tags to ensure full valve opening in all process conditions.

### Sleeves for Knife Gate Valves

The sleeve is a moulded part with a reinforcement steel ring integrated near the sealing area. The flange of the sleeve is reinforced with a load distribution ring to ensure even compression.



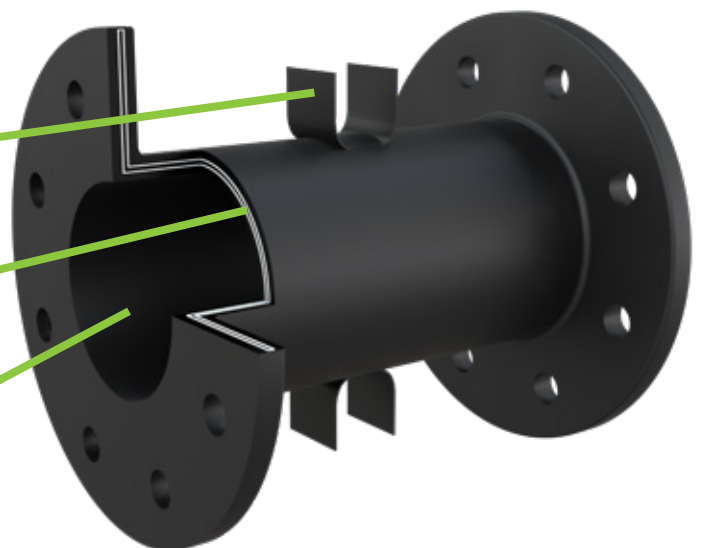
### Special Sleeve Features

- Conical sleeve for control valves
- Suction sleeve for negative pressure applications
- SensoMate sleeve detecting and signalling critical wear
- Polyurethane lined sleeve with improved protection against wear in abrasive control applications
- Foodgrade rubber for FDA requirements

Opening tags

Reinforcing cords

Wear-resistant inner lining



*To cover a wide range of applications, several rubber compounds are available.*





*Flowrox valves are available in various sizes and models for various applications. Flowrox Services supports you throughout the entire life cycle.*



# Services

We offer prompt support, spare parts and services in order to maximize your performance.

We manufacture and deliver original spare parts and components for all Flowrox products (valves, hose pumps, PC pumps).

- On-time trouble-free delivery of spares and services
- Cost savings through optimized service cycles and reduced downtime of equipment
- Longer life cycles for equipment





### This is how we flow!

Check out the **Flowrox Pinch Valves** in action by scanning this QR code.



### Open your gates!

Check out the **Flowrox Knife Gate Valves** in action by scanning this QR code.



### Get Smarter!

Check out the **Flowrox Smart Solutions™** by scanning this QR code.



#### THIS IS US:

We are recognized as a reliable industrial solutions provider for demanding process conditions. Our over 40 years of experience in flow control and elastomer technology are obvious benefits we can offer. Formerly known as Larox Flowsys, our heritage forms the foundation of what we are today; the benchmark for heavy duty valves, pumps and systems. We know that all processes are different, all customers unique and process conditions vary, but we are happy to adapt.

We operate on 6 continents and support our customers through a network of over 200 representatives.



Contact your local Flowrox representative



Flowrox Oy  
P.O. Box 338, FI-53101 Lappeenranta  
Finland  
Tel. +358 201 113 311

[www.flowrox.com](http://www.flowrox.com)  
[info@flowrox.com](mailto:info@flowrox.com)

